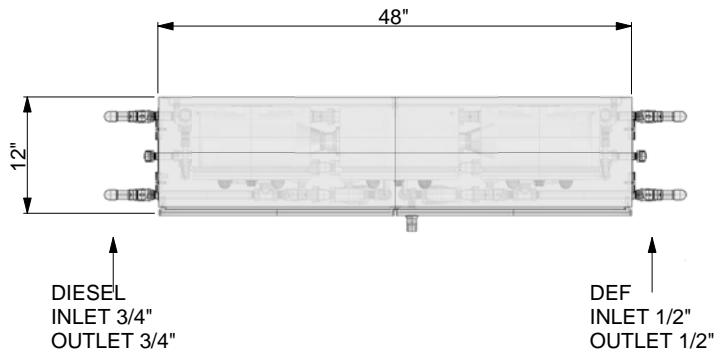


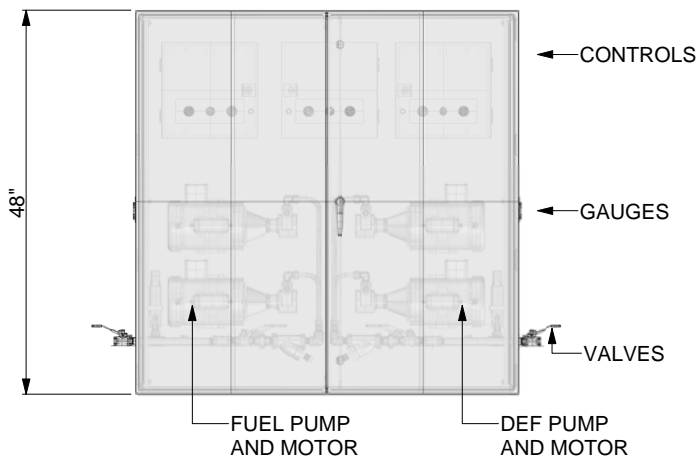
TOP VIEW



PERSPECTIVE



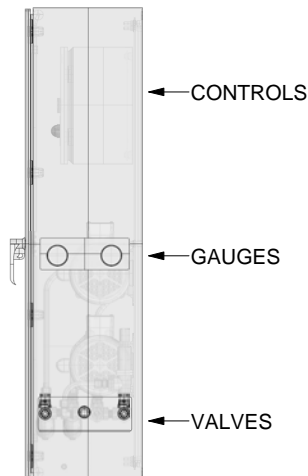
FRONT VIEW



DETAILS LEGEND

| MARK | QTY | DESCRIPTION         |
|------|-----|---------------------|
| 1    | 1   | SUCTION GAUGE       |
| 2    | 4   | BALL VALVE          |
| 3    | 2   | STRAINER            |
| 4    | 2   | FUEL PUMP AND MOTOR |
| 5    | 2   | CHECK VALVE         |
| 6    | 1   | FLOW SENSOR         |
| 7    | 1   | LEAK SENSOR         |
| 8    | 1   | BACK PRESSURE VALVE |
| 9    | 1   | PRESSURE GAUGE      |
| 10   | 1   | ENCLOSURE           |
| 11   | 1   | CONTROL PANEL       |

SIDE VIEW



COMMENTS:

